

### Features

**APPLICATIONS:** The Mueller Systems HOT ROD™ is a high performance, transmitter designed for mobile AMR. It is compatible with all current Hersey meters utilizing the Translator® Positional Encoder Register and other manufacturers' encoder registers outputting a similar protocol. The primary function of the HOT ROD module is to transmit an encoded serial number, water consumption, leak detection information and status data via radio frequency. When combined with the Mueller Systems STREET MACHINE™ Mobile Receiver and EZ Reader™ Software, it provides the basis for high speed, high performance meter reading.

**INSTALLATION:** HOT ROD modules are available in two options; metal and standard variant. The metal variant is a high power version for installation in a metal box and the standard variant is a low power version for installation in a plastic meter box. Installation in a pit set requires no drilled holes through the lid and are mounted beneath the meter box lid for security and ease of installation on PVC pipe. Surface mount installations, such as above ground, are easily accomplished with the integral mount bracket and two screws.

**PERFORMANCE:** The HOT ROD module utilizes the 902MHz to 928MHz ISM band which are FCC license exempt frequencies which translates to lower initial start up costs. The HOT ROD module transmits or "bubbles up" every 2 seconds on multiple frequencies without the need of a "wake up call" insuring a continuous information stream for absolute data collection. Each transmission lasts only 2.5 milliseconds. That equates to almost 16 million opportunities per year to read each HOT ROD module and unparalleled performance.

**CONFORMANCE TO STANDARDS:** FCC compliance: Part 15 certified. HOT ROD complies with Standard C707 for Encoded Remote Reading Systems. No FCC License is required for operation.

**CONSTRUCTION:** The HOT ROD module consists of a compact printed circuit board which is encapsulated to provide complete protection against shock and water intrusion. The enclosure is made of UV stable, high density thermoplastic and is completely waterproof. All modules have integral mounting brackets for both pit and wall installations. One C size lithium battery provides plenty of power for reading the register and sending RF data. The battery is sealed within the module and is not replaceable. There are no customer serviceable parts inside the HOT ROD.

**INSTANT DATA LOGGING ALARMS:** Along with the standard meter reading the HOT ROD modules also transmit any instant data logging alarms for a specific account identifying a potential problem or issue with that account. The instant data logging alarms can be viewed on the Mapping screen of EZ Mobile™ and trigger the meter reader to stop and take action; such as leaving a door hanger or downloading the hourly consumption data for further investigation of the issue. The types of Instant Data Logging Alarms that can be communicated along with the meter reading are: small and continuous leak, reverse flow, no flow, and register disconnect. These instant data logging alarms can also be viewed with the Extended Data report from EZ Mobile.



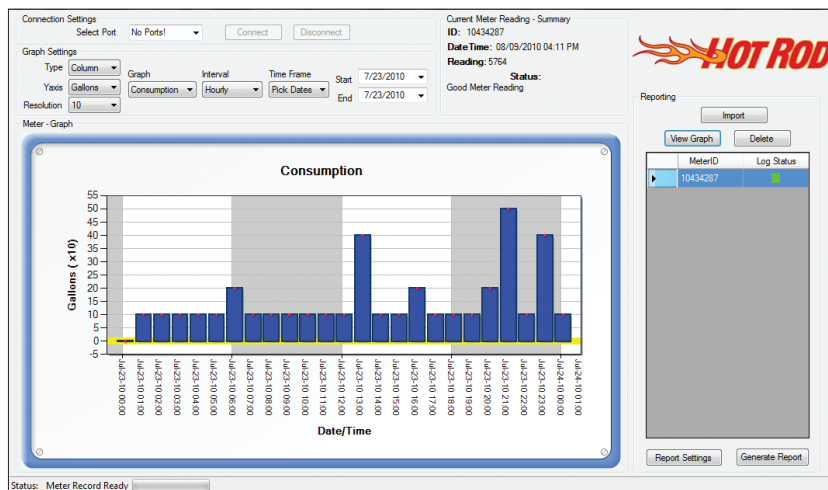
HOT ROD Transmitter

HOT ROD™

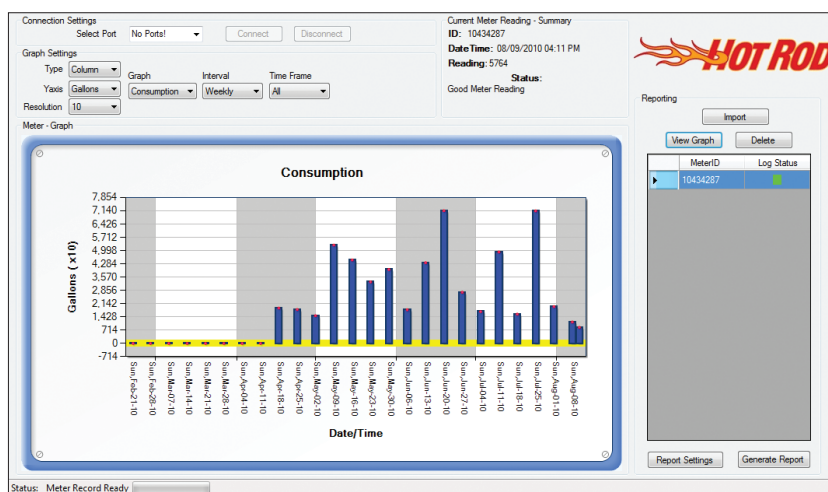
### Materials and Specifications

RADIO FREQUENCY	Operates on 902 to 928MHz
MODEL	HOT ROD™ Standard and Metal Pit Options
WIRE LENGTHS TO TRANSLATOR	Standard: 3' or 15' Pit Options: 3' or 25'
POWER SOURCE	C Cell Lithium Battery
TYPICAL RANGE	up to 1200 feet
TRANSMIT FREQUENCY	902 MHz – 928 MHz
DATA INTEGRITY	Verified with every data message
TEMPERATURE RANGE	Operating Temperature: -40°F to + 158°F (-40°C to + 70°C) Storage Temperature: -40°F to + 158°F (-40°C to + 70°C) Humidity: 0% - 100% condensing

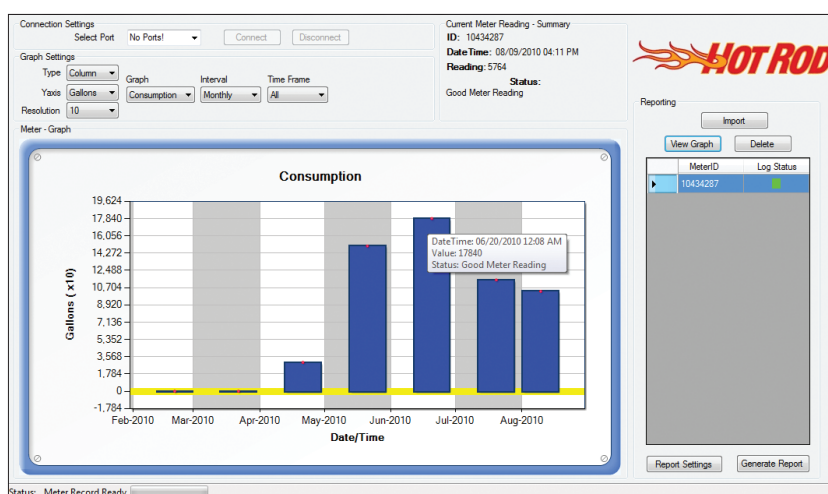
**HOURLY CONSUMPTION DATA:** The HOT ROD modules come standard with the ability to log and store up to 170 days of hourly consumption data that can then be downloaded by a meter reader/technician using the same Street Machine™ Mobile Receiver that is used to read meters. The meter reader would just start up EZ Profiler™ Software and swipe a magnet over the top of the Hot Rod module to begin the process. The monthly, daily or hourly consumption profiling data can then be displayed on a bar graph that can be supplied to the customer to help justify the amount being charged and resolve high water bill disputes/complaints. This information can also be used to monitor and address water conservation initiatives, such as, odd-even watering restrictions.



**24-Hour Consumption Graph** – Graph display shows where usage does not go to zero during any 24-hour period, identifying a possible leak.



**Weekly Consumption Graph** – Provide historical data for 6 months to view consumer usage trends to better understand and educate customers on water conservation.



**Monthly Consumption Graph** – Total consumption can be viewed by account for 6 months. Information could be supplied to the customer to help resolve high water bill complaints.